

EMERGENCY EVACUATION PLAN



Emergency Exit Plan

- Review the Emergency Plan prior to an Emergency
- In case of fire use stairs for exit. Do not use elevator
- Quickly move to the outside of the building using the nearest door marked with an EXIT sign
- Be certain all persons in the area are evacuated immediately
- Help those who need special assistance—disabled, small children, etc...
- Report immediately to the designated assembly area (see map) to do a headcount
- Do not reenter the building and wait for instructions from emergency response personnel

Emergency Phone Numbers

Fire, Police, Medical	911
UC San Diego Police.....	858.534.4357
Thornton Emergency Room	858.657.7600
Poison Control Center	800.876.4766
UC San Diego Emergency	858.308.6273
Status Phone No.	
EH&S Front Office	858.534.3660

Calmly state:

- Your name
- Building and room location of emergency
- Nature of the emergency: fire, chemical spill, etc.
- Injuries?
- Hazards present which may affect responding emergency personnel
- A phone number near the scene where you can be reached

Fire Procedures Fire Alarm: Bell/Horn with flashing light

- Pull the fire alarm and call Campus Police at **858.534.4357** or **911**
- Alert people in the area to evacuate
- Close door to confine the fire

In case of small fire

- IF YOU HAVE BEEN TRAINED to use a fire extinguisher, while keeping an exit behind you, position yourself within six feet of the fire
- Pull the pin located in the extinguishers handle, aim the nozzle at the base of the fire, squeeze the handle and sweep from side to side at the base of the fire until it is out

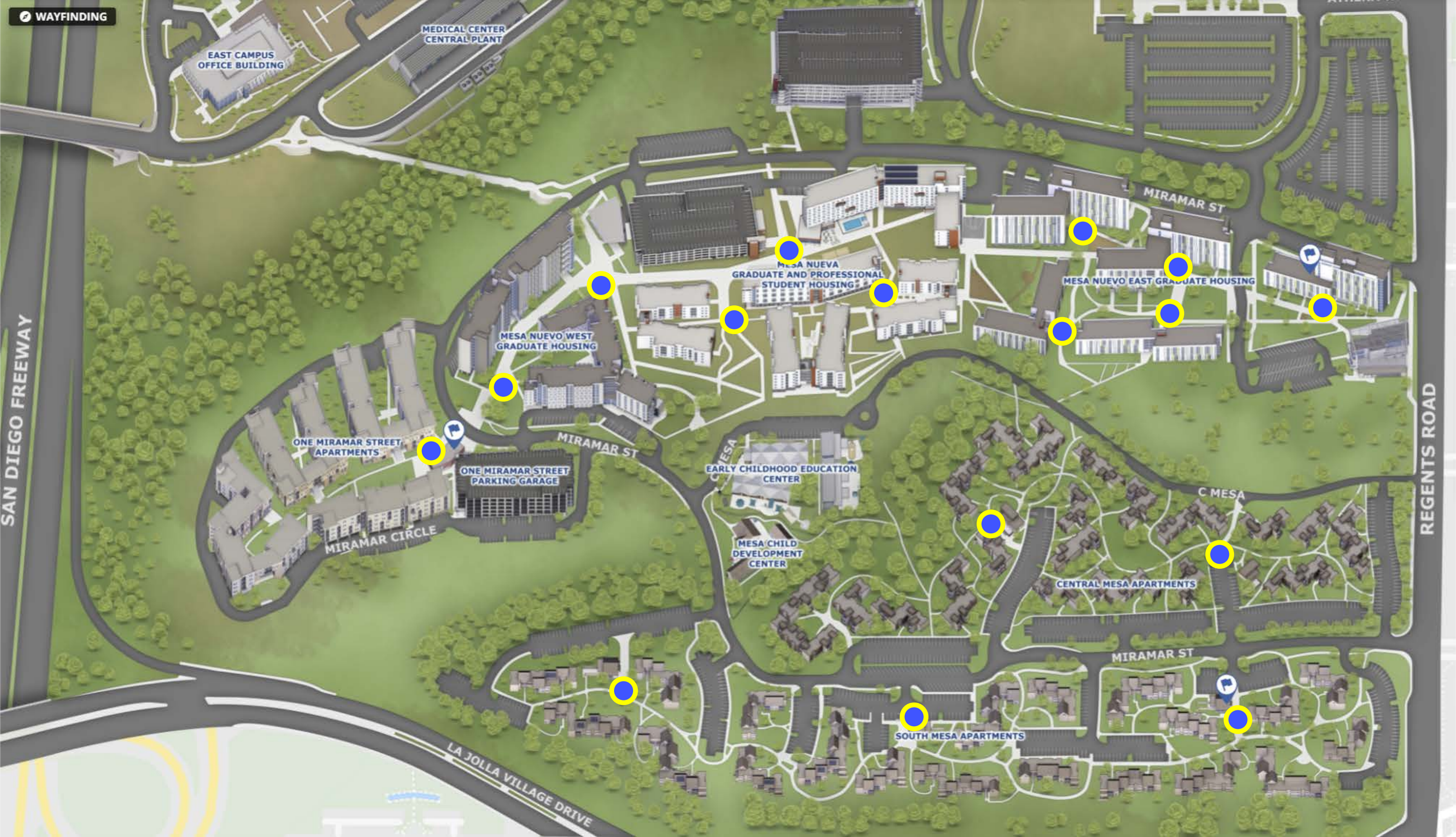
Evacuation maps may not be removed or altered. Take time to familiarize yourself with the evacuation plan for your residence. It is each resident's responsibility to evacuate to designated assembly areas when the fire alarm sounds. Failure to evacuate immediately is dangerous and a violation of the California Fire Code.

Fire alarm testing and evacuation drills are conducted annually.

Have persons knowledgeable about the incident and location assist emergency personnel.

Evacuation maps are included in the following housing locations:

- Eleanor Roosevelt College all Apartments and Residence Halls
- Revelle College all Apartments and Residence Halls
- Warren College all Apartments and Residence Halls
- Muir College all Apartments and Residence Halls
- Sixth College all Apartments and Residence Halls
- Seventh College all Apartments and Residence Halls
- Pepper Canyon and Matthews Apartments
- Rita Atkinson Apartments
- Single Graduate Apartments
- The Village Residence Halls (Camp Snoopy)
- One Miramar Street, Coast, La Jolla Del Sol, and Mesa Apartments
- Mesa Nueva, Nuevo East, Nuevo West



EAST CAMPUS
OFFICE BUILDING

MEDICAL CENTER
CENTRAL PLANT

MIRAMAR ST

MESA NUEVA
GRADUATE AND PROFESSIONAL
STUDENT HOUSING

MESA NUEVO EAST GRADUATE HOUSING

MESA NUEVO WEST
GRADUATE HOUSING

ONE MIRAMAR STREET
APARTMENTS

ONE MIRAMAR STREET
PARKING GARAGE

MIRAMAR ST

MIRAMAR CIRCLE

EARLY CHILDHOOD EDUCATION
CENTER

MESA CHILD
DEVELOPMENT
CENTER

C MESA

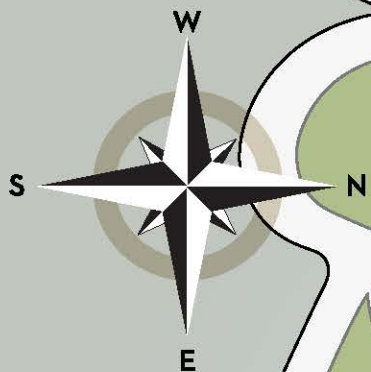
CENTRAL MESA APARTMENTS

MIRAMAR ST

SOUTH MESA APARTMENTS

LA JOLLA VILLAGE DRIVE

REGENTS ROAD



coast apartments


UC SAN DIEGO GRADUATE HOUSING LEASING CENTER:

8046 Regents Rd. • San Diego, CA 92122

tel: 858.822.7607 • fax: 858.558.7136

email: archinfo@ucsd.edu





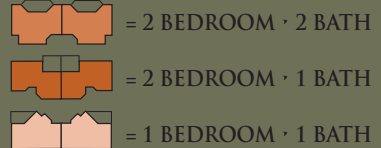
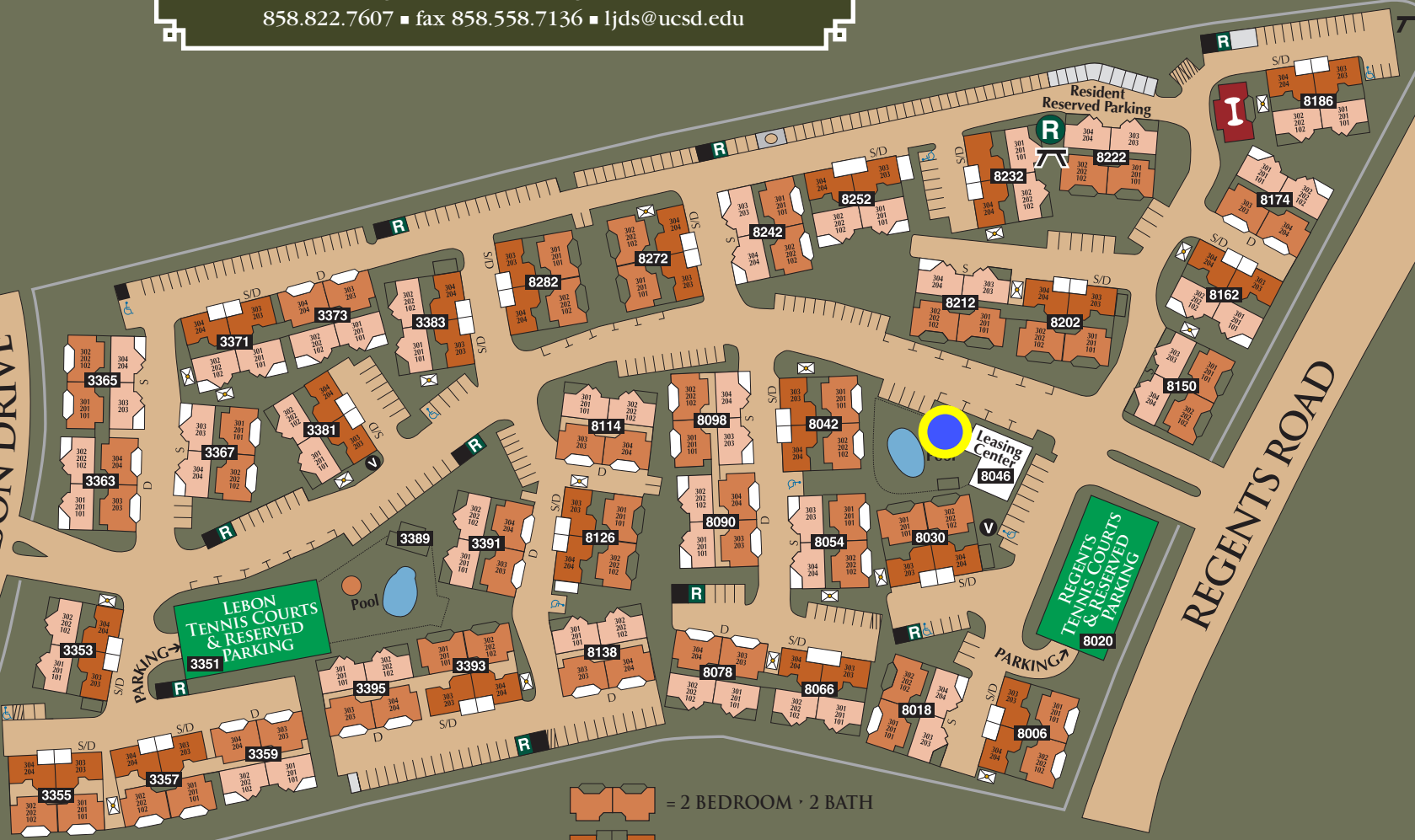
University of California, San Diego Housing
LA JOLLA DEL SOL AT LA JOLLA COLONY

8046 Regents Road, San Diego, CA 92122
858.822.7607 ■ fax 858.558.7136 ■ ljds@ucsd.edu



LEBON DRIVE

REGENTS ROAD



- | | | | |
|-----------------------|-------------------|----------------|-----------------|
| = RECYCLE CAN | = CITY BUS STOP | = MAILBOX | = PICNIC AREA |
| = EMERGENCY CONTAINER | = UCSD SHUTTLE | = FITNESS ROOM | = RECYCLING BIN |
| = HANDICAP PARKING | = VENDING MACHINE | = WALKWAY | = DUMPSTER |

LA JOLLA
del Sol
AT LA JOLLA COLONY